


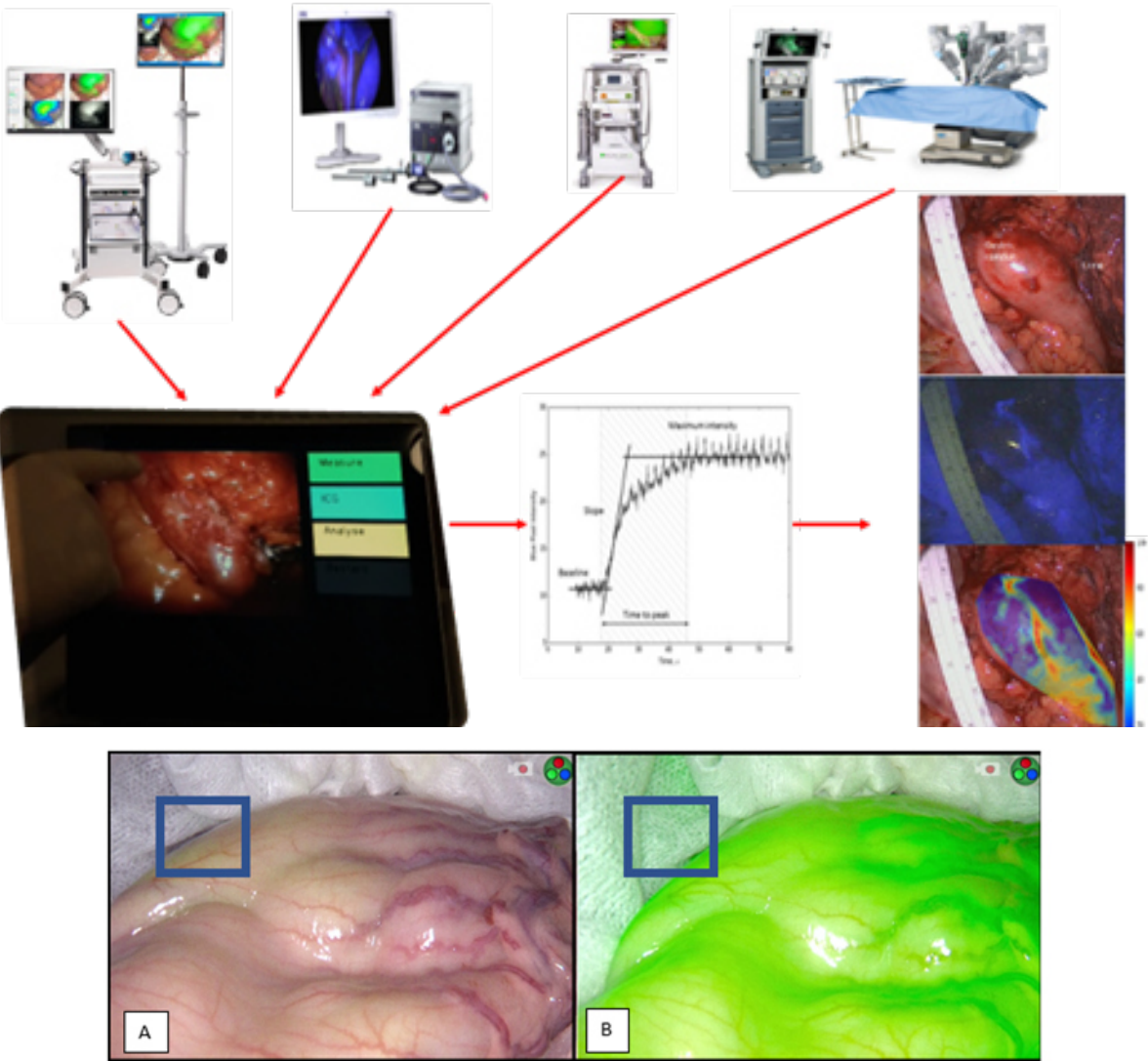
Copenhagen Ultrathon on Precision Medicine

Michael Achiam
Morten Bo Søndergaard
Svendsen
Lars Bo Svendsen
Nikolaj Nerup
Jens Osterkamp



Fluorescence angiography

Challenge ID: U21-02



The regions of interest for quantification (blue square) on the target organ are placed before fluorescent angiography (A). During fluorescent angiography (B), the target organ has shifted due to respiratory movements. Hence the area quantied will not be from the desired (A) area of the target organ.

Main research question:

Fluorescence angiography is an applied method to assess visceral perfusion during surgical procedures. For the correct clinical interpretation of the fluorescent signal, quantification using a computer-controlled algorithm is essential. The regions of interest (ROI) for quantification are marked on a computer screen and not on the physical target area (organ/tissue) itself. For the algorithm to obtain accurate values from the ROI, the targeted area should optimally remain in a fixed position during quantification, herein lies the technical challenge. Due to motions from respiration, heartbeats, and intestinal peristalsis, the target area will inevitably move in relation to the ROI selected

on the computer screen, causing movement fluctuation in the quantification, affecting final accuracy. Also, small movements of the camera can be disturbing to the quantification process.

We hypothesize that an additional algorithm/program could fix the ROIs' relative position on the target area and automatically adjust for target area movement during quantification. Hence, producing a more sensitive and accurate quantification.

Secondary research question(s) :

There are different systems/modalities for capturing NIR fluorescence. The fluorescence signal is generated by illuminating the tissue with NIR light and recording the NIR light emitted by the excited

fluorophores. The output is generally false coloured (to a green or blue colour) in the different commercially available NIR systems/modalities and fused onto a full spectrum light (RGB) video output. We hypothesise that an algorithm/program could separate and convert the output of the different commercially available systems/modalities into a standardised NIR fluorescence signal. The algorithm/program would, as such, be able to quantify every available modality instead of having to construct a specific algorithm for every different modality.

KEY

Document score from 1 to 3, 1 being basic and 3 being excellent.

Synthetic score from E to A, E having no synthetic data and A having synthetic data equivalent to the original.



Sample size in orders of magnitude {X¹, X², X³, etc.}.

Independent evaluation of bias and fairness in the dataset with respect to the population it was created to represent. Symbols mean:

- "?" No evaluation has taken place.
- "!" Extreme levels of bias.
- "✓" Almost no bias found.
- "~" A mix, be wary.

Dataset title. May be shortened as compared to the actual title.

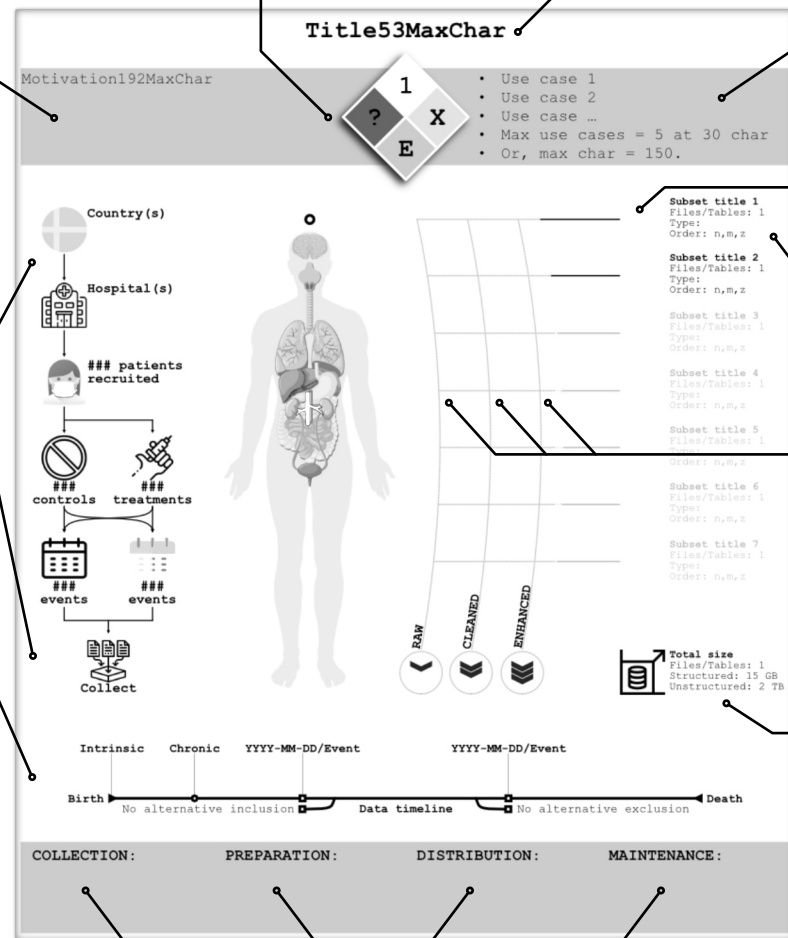
Use cases. A brief summary of the *USES* section found in the *Statement of intent* meant to inspire.

Subset complexity. A visual depiction of tensor order.

Titles and statistics of subsets found within the dataset.

Levels of data cleaning and feature engineering. Subsets containing data derived from other populations such as clinical risk scores or polygenic risk scores will have entries in the enhanced column.

Total disk size and file count of structured vs. unstructured data in the dataset.



Brief keyword summaries of the *COLLECTION*, *PREPARATION*, *DISTRIBUTION*, and *MAINTENANCE* sections found in the *Statement of intent*.

MAIDS Provenance



The MAIDS specification and its version number detailing what a MAIDS document needs to describe.

The MAIDS repo providing a code base from which to build MAIDS documents.

This version of the MAIDS document forked from the original repository and with unique content added for the Ultrathon.

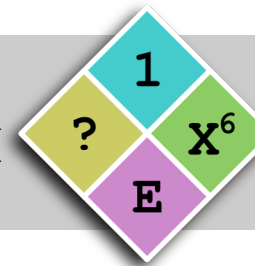


MEDICAL AI DATA SHEET

A principled standard for clinical data communication

FLUORESCENCE ANGIOGRAPHY

The purpose was to offer quantities of videos to enable the development of motion correction algorithms for subsequent data acquisition.



- No use case disclosed.

Denmark

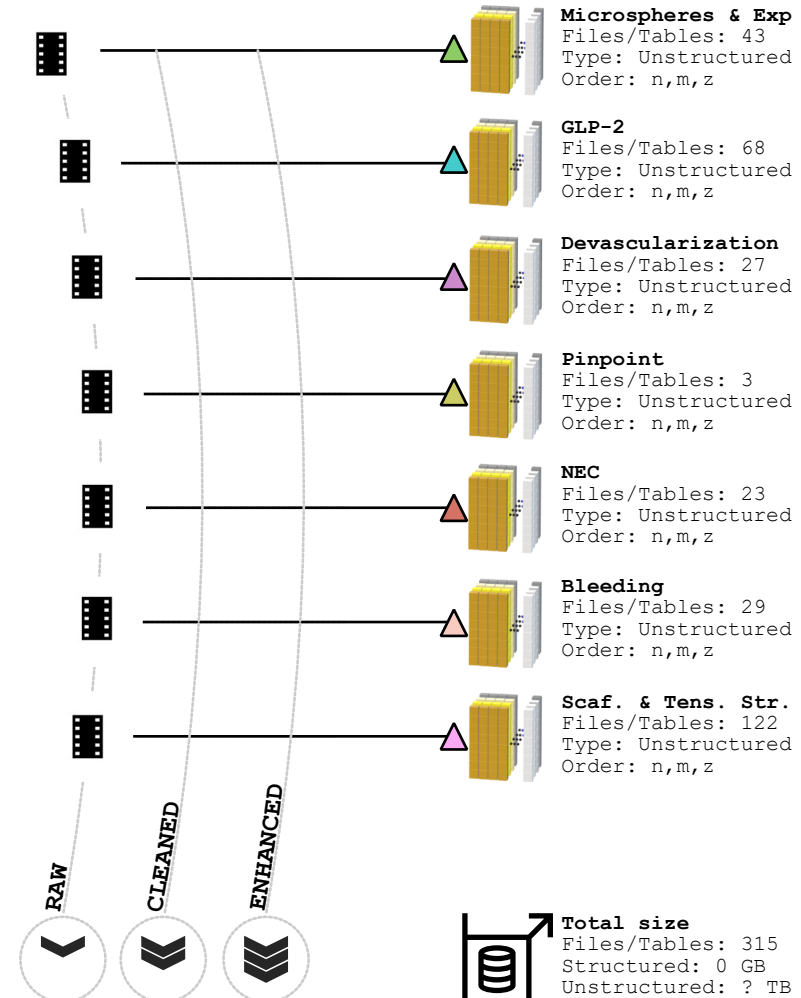
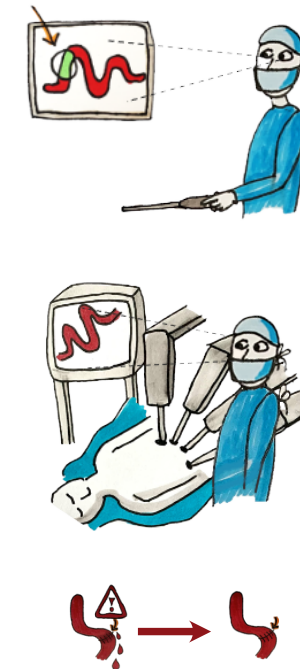
Rigshospitalet

315 surgeries

315 recordings

315e? events

Collect



COLLECTION:

- Recorded video
- Animal model

PREPARATION:

- Video
- Vis. annotations

DISTRIBUTION:

- Protected
- On request
- Collaboration
- Ultrathon 2021

MAINTENANCE:

- Undisclosed



Description of subsets

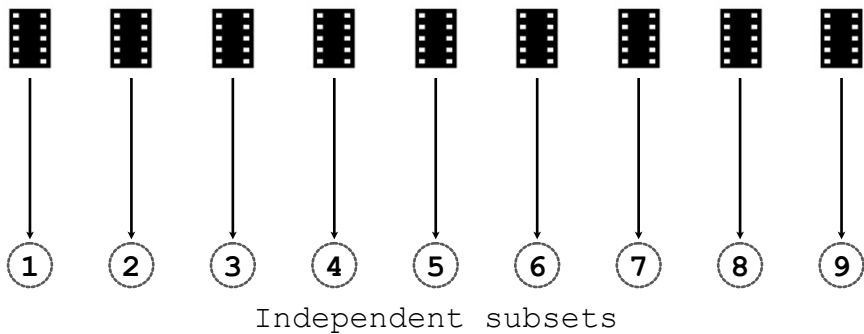
Table 1. Available Subsets

SID	Name	Modality / Format / #	Purpose
1	Microspheres	FILE / MP4 / 7	To establish relation to gold standard perfusion measure. Porcine
2	Experience	FILE / MP4 / 36	To establish human performance in assessing perfusion boundaries. Porcine. Devascularized. Healthy
3	GLP-2	FILE / MP4 / 68	Investigation of effect of GLP2 on intestinal perfusion
4	Devascularization	FILE / MP4 / 27	To establish human performance in assessing perfusion boundaries. Porcine. Devascularized. Healthy
5	Pinpoint	FILE / MP4 / 3	
6	NEC	FILE / MP4 / 23	Investigation of identification of NEC in piglets
7	Bleeding	FILE / MP4 / 29	Effect of systemic blood loss on regional perfusion. Porcine
8	Scaffold	FILE / MP4 / 65	
9	Tensile strength	FILE / MP4 / 57	Investigation of the effect of perfusion on the tensile strength of anastomosis

Table 2. Definitions & Keywords

KID	Keyword	Definition
1	ICG	IndoCyanine Green. Flourescent Dye approved for human usage.
2	ICG-FA	ICG-Flourescence Angiography. i.e. vizualization of blood vessels using ICG flourescence.
3	QICQ	Quantitative ICG. The name of the algorithm create by project group. Refers.
4	FLER	Flourescence Enhanced Reality. Similar algorithm to QICG, different group of researchers.
5	NIR	Near InfraRed.
6	Devascularization	Loss of the blood supply.
7	Ischemia	Deficient supply of blood.
8	Anastomosis	The union of parts or branches so as to intercommunicate or interconnect.
9	Perfusion assessment	Any assessment of blood flow to organ or region. Adjectives determines context. E.g. quantitative or visual.

Subset relationships



Statement of intent

> MOTIVATION

Category 1-of-7 (4 questions)

The questions in this category are primarily intended to encourage dataset creators to clearly articulate their reasons for creating the dataset and to promote transparency about funding interests.

M1: For what purpose was the dataset created? Was there a specific task in mind? Was there a specific gap that needed to be filled? Please provide a description. The purpose was to offer quantities of videos to enable the development of motion correction algorithms for subsequent data acquisition. The algorithm/program should be able to accurately adjust which pixels are sampled within each frame to keep a Region-of-Interest within the target area and, thus, produce a more sensitive and accurate quantification. [By: Michael Achiam]

M2: Who created the dataset (e.g. which team, research group) and on behalf of which entity (e.g. company, institution, organization)?. CESVI (Center of Enhanced Surgical Vision) on behalf of the research group at the Department of Surgical Gastroenterology, upper gastrointestinal cancer section. [By: Michael Achiam]

M3: Who funded the creation of the dataset? If there is an associated grant, please provide the name of the grantor and the grant name and number. Undisclosed. [By: Michael Achiam]

M4: Any other comments? None. [By: Michael Achiam]

> COMPOSITION (not completed)

Category 2-of-7 (17 questions).

Most of these questions are intended to provide dataset consumers with the information they need to make informed decisions about using the dataset for specific tasks. The answers to some of these questions reveal information about compliance with the EU’s General Data Protection Regulation (GDPR) or comparable regulations in other jurisdictions.

C1: What do the instances that comprise the dataset represent (e.g., samples, images, people)? Are there multiple types of instances (e.g., samples, images, and people), interactions (e.g., nodes and edges), resolutions (e.g., genetic data, single cell expression vs. tissue expression, cell counts, different image technologies, etc.)? Please provide a description. Answer. [By: Surname, name]

C2: How many instances are there in total? Provide an exact integer value for each type

mentioned in question C1. Answer. [By: Surname, name]

C3: Does the dataset contain all possible instances or is it a sample (not necessarily random) of instances from a larger set? If the dataset is a sample, then what is the larger set? Is the sample representative of the larger set (e.g., geographic coverage)? If so, please describe how this representative-ness was validated/verified. If it is not representative of the larger set, please describe why not (e.g., an active decision to cover a more diverse range of instances, because instances were withheld or unavailable). Answer. [By: Surname, name]

C4: What data does each instance consist of? “Raw” data (e.g., unprocessed text or images) or features? In either case, please provide a description. Answer. [By: Surname, name]

C5: Is there a label, target, or outcome (e.g., mortality) associated with each instance? If so, please provide a description and indicate its actual presence within the dataset or whether it is represented by a proxy or compounded (e.g., a multi-cause event). Answer. [By: Surname, name]

C6: Is any information missing from individual instances? If so, please provide a description, explaining why this information is missing (e.g., because it was unavailable). This does not include intentionally removed information, but might include, e.g., redacted text. Answer. [By: Surname, name]

C7: Are relationships between individual instances made explicit (e.g., familial links, or samples derived from the same patient or same exposure)? If so, please describe how these relationships are made explicit. Answer. [By: Surname, name]

C8: Are there recommended data splits (e.g., training, development/validation, testing)? If so, please provide a description of these splits, explaining the rationale behind them. Answer. [By: Surname, name]

C9: Are there any errors, sources of noise, or redundancies in the dataset? If so, please provide a description. Answer. [By: Surname, name]

C10: Is the dataset self-contained, or does it link to or otherwise rely on external resources (e.g., websites, public databases, other datasets and/or private silos)? If it links to or relies on external resources, a) are there guarantees that they will exist, and remain constant, over time; b) are there official archival versions of the complete dataset (i.e., including the external resources as they existed at the time the dataset was created); c) are there any restrictions (e.g., licenses, fees) associated with any of the external resources that might apply to a future user? Please





MEDICAL AI DATA SHEET

A principled standard for clinical data communication

provide descriptions of all external resources and any restrictions associated with them, as well as links or other access points, as appropriate. **Answer.** [By: Surname, name]

C11: Does the dataset contain data that might be considered confidential (e.g., data that is protected by legal privilege or by doctor-patient confidentiality, data that includes the content of individuals' non-public communications)? *If so, please provide a description.* **Answer.** [By: Surname, name]

C12: Does the dataset contain data that, if viewed directly, might be offensive, insulting, threatening, or might otherwise cause anxiety? *If so, please describe why.* **Answer.** [By: Surname, name]

C13: Does the dataset not relate to people (e.g., animals, cell lines, environment)? *A short answer is sufficient. If no relation to people, you may skip the remaining questions in this section.* **Answer.** [By: Surname, name]

C14: Does the dataset identify any subpopulations (e.g., by age, gender, etc.)? *If so, please describe how these subpopulations are identified and provide a description of their respective distributions within the dataset.* **Answer.** [By: Surname, name]

C15: Is it possible to identify individuals (i.e., one or more natural persons), either directly or indirectly (i.e., in combination with other data) from the dataset? *If so, please describe how.* **Answer.** [By: Surname, name]

C16: Does the dataset contain data that might be considered sensitive in any way (e.g., data that reveals racial or ethnic origins, sexual orientations, religious beliefs, political opinions or union memberships, or locations; financial or health data; biometric or genetic data; forms of government identification, such as social security numbers; criminal history)? *If so, please provide a description.* **Answer.** [By: Surname, name]

C17: Any other comments? **Answer.** [By: Surname, name]

> **COLLECTION PROCESS (not completed)**

Category 3-of-7 (13 questions).

If possible, dataset creators should read through these questions prior to any data collection to flag potential issues and then provide answers once collection is complete. In addition to the goals of the prior category, the answers to questions here may provide information that allow others to reconstruct the dataset without access to it.

L1: How was the data associated with each instance acquired? *Was the data directly observable (e.g., raw text, instrument*

measurements), reported by subjects/physicians (e.g., survey responses), or indirectly inferred/derived from other data (e.g., part-of-speech tags, model-based guesses, scores, etc.)? If data was reported by subjects or indirectly inferred/derived from other data, was the data validated/verified? If so, please describe how. **Answer.** [By: Surname, name]

L2: What mechanisms or procedures were used to collect the data (e.g., hardware apparatus or sensor, manual human curation, software program, software API)? *How were these mechanisms or procedures validated?* **Answer.** [By: Surname, name]

L3: If the dataset is a sample from a larger set, what was the sampling strategy (e.g., deterministic, probabilistic with specific sampling probabilities)? *Please describe.* **Answer.** [By: Surname, name]

L4: Who was involved in the data collection process (e.g., students, crowdworkers, contractors) and how were they compensated (e.g., salaried, immaterial through prizes / authorship / etc) and how much (e.g., according to competitive scales mandated by [insert body or institution])? **Answer.** [By: Surname, name]

L5: Over what timeframe was the data collected? *Does this timeframe match the creation timeframe of the data associated with the instances (e.g., recent data from old biobanked samples, or recent data dump from a 5-year-old registry)? If not, please describe the time frame in which the data associated with the instances was created.* **Answer.** [By: Surname, name]

L6: Were any ethical review processes conducted (e.g., by an institutional review board)? *If so, please provide a description of these review processes, including the outcomes, as well as a link or other access point to any supporting documentation.* **Answer.** [By: Surname, name]

L7: Does the dataset not relate to people (e.g., animals, cell lines, environment)? *A short answer is sufficient. If no relation to people, you may skip the remaining questions in this section.* **Answer.** [By: Surname, name]

L8: Did you collect the data from the individuals in question directly, or obtain it via third parties or other sources (e.g., websites)? *Please explain.* **Answer.** [By: Surname, name]

L9: Were the individuals in question notified about the data collection? *If so, please describe (or show with screenshots or other information) how notice was provided, and provide a link or other access point to, or otherwise reproduce, the exact language of the notification itself.* **Answer.** [By: Surname, name]

L10: Did the individuals in question consent to the collection and use of their data? *If*



MEDICAL AI DATA SHEET

A principled standard for clinical data communication

so, please describe (or show with screenshots or other information) how consent was requested and provided, and provide a link or other access point to, or otherwise reproduce, the exact language to which the individuals consented. **Answer.** [By: Surname, name]

L11: If consent was obtained, were the consenting individuals provided with a mechanism to revoke their consent in the future or for certain uses? *If so, please provide a description, as well as a link or other access point to the mechanism (if appropriate).* **Answer.** [By: Surname, name]

L12: Has an analysis of the potential impact of the dataset and its use on data subjects (e.g., a data protection impact analysis) been conducted? *If so, please provide a description of this analysis, including the outcomes, as well as a link or other access point to any supporting documentation.* **Answer.** [By: Surname, name]

L13: Any other comments? **Answer.** [By: Surname, name]

> **PREPROCESSING / CLEANING / LABELING (not completed)**

Category 4-of-7 (4 questions).

If possible, dataset creators should read through these questions prior to any preprocessing, cleaning, or labeling and then provide answers once these tasks are complete. The questions in this category are intended to provide dataset consumers with the information they need to determine whether the “raw” data has been processed in ways that are compatible with their chosen tasks.

P1: Was any preprocessing/cleaning/labeling of the data done (e.g., discretization or bucketing, tokenization, part-of-speech tagging, SIFT feature extraction, removal of instances, processing of missing values)? *If so, please provide a description. If not, you may skip the remainder of the questions in this section.* **Answer.** [By: Surname, name]

P2: Was the “raw” data saved in addition to the preprocessed/cleaned/labeled data (e.g., to support unanticipated future uses)? *If so, is it available and needs to be done to gain access? If open without restriction then please describe a means to access this “raw” data.* **Answer.** [By: Surname, name]

P3: Is the software used to preprocess/clean/label the instances available? *If so, please provide a link or other access point and describe with enough detail so that others might reproduce it. If a custom script was used will you include it within the MAIDS repository or otherwise make it available.* **Answer.** [By: Surname, name]

P4: Any other comments? **Answer.** [By: Surname, name]

> **USES (not completed)**

Category 5-of-7 (6 questions).

These questions are intended to encourage dataset creators to reflect on the tasks for which the dataset should and should not be used. By explicitly highlighting these tasks, dataset creators can help dataset consumers to make informed decisions, thereby avoiding potential risks or harm.

U1: Has the dataset been used for any tasks already? *If so, please provide a description. A detailed response will help others determine the value of this dataset by example.* **Answer.** [By: Surname, name]

U2: Is there a repository that links to any or all papers or systems that use the dataset? *If so, please provide a link or other access point. Will you compile such a list and make it available in the MAIDS repository.* **Answer.** [By: Surname, name]

U3: What (other) tasks could the dataset be used for? *Please provide as much inspiration as you can. Distinguish between tasks the dataset is ideal for versus those tasks where the dataset is not entirely suited. Describe why the dataset might not be suitable.* **Answer.** [By: Surname, name]

U4: Is there anything about the composition of the dataset or the way it was collected and preprocessed/cleaned/labeled that might impact future uses? *For example, is there anything that a future user might need to know to avoid uses that could result in unfair treatment of individuals or groups (e.g., stereotyping, quality of service issues) or other undesirable harms (e.g., financial harms, legal risks) If so, please provide a description. Is there anything a future user could do to mitigate these undesirable harms?* **Answer.** [By: Surname, name]

U5: Are there tasks for which the dataset should not be used? *If so, please provide a description.* **Answer.** [By: Surname, name]

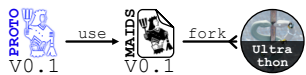
U6: Any other comments? **Answer.** [By: Surname, name]

> **DISTRIBUTION (not completed)**

Category 6-of-7 (7 questions).

Dataset creators should provide answers to these questions prior to distributing the dataset either internally within the entity on behalf of which the dataset was created or externally to third parties.

D1: Will the dataset be distributed to third parties outside of the entity (e.g., company, institution, organization) on behalf of which the dataset was created? *If so, please provide a description. If not, then disregard the rest of the questions.* **Answer.** [By:





MEDICAL AI DATA SHEET

A principled standard for clinical data communication

Surname, name]

D2: How will the dataset be distributed (e.g., tarball on website, API, GitHub)? *Does the dataset have a digital object identifier (DOI).* Answer. [By: Surname, name]

D3: When will the dataset be distributed? *A cautious response is more useful than an optimistic one.* Answer. [By: Surname, name]

D4: Will the dataset be distributed under a copyright or other intellectual property (IP) license, and/or under applicable terms of use (ToU)? *If so, please describe this license and/or ToU, and provide a link or other access point to, or otherwise reproduce, any relevant licensing terms or ToU, as well as any fees associated with these restrictions.* Answer. [By: Surname, name]

D5: Have any third-parties imposed IP-based or other restrictions on the data associated with the instances? *If so, please describe these restrictions, and provide a link or other access point to, or otherwise reproduce, any relevant licensing terms, as well as any fees associated with these restrictions.* Answer. [By: Surname, name]

D6: Do any export controls or other regulatory restrictions apply to the dataset or to individual instances? *If so, please describe these restrictions, and provide a link or other access point to, or otherwise reproduce, any supporting documentation.* Answer. [By: Surname, name]

D7: Any other comments? Answer. [By: Surname, name]

> MAINTENANCE (not completed)

Category 7-of-7 (8 questions).

As with the previous category, dataset creators should provide answers to these questions prior to distributing the dataset. These questions are intended to encourage dataset creators to plan for dataset maintenance and communicate this plan with dataset consumers.

T1: Who is supporting/hosting/maintaining the dataset? *Please be as thorough as possible.* Answer. [By: Surname, name]

T2: How can the owner/curator/manager of the dataset be contacted (e.g., email address)? Answer. [By: Surname, name]

T3: Is there an erratum? *If so, please provide a link or other access point.* Answer. [By: Surname, name]

T4: Will the dataset be updated (e.g., to correct labeling errors, add new instances, delete instances)? *If so, please describe how often, by whom, and how updates will be communicated to users (e.g., mailing list, GitHub).* Answer. [By: Surname, name]

T5: If the dataset relates to people, are there applicable limits on the retention of the data associated with the instances (e.g., were individuals in question told that their data would be retained for a fixed period of time and then deleted)? *If so, please describe these limits and explain how they will be enforced.* Answer. [By: Surname, name]

T6: Will older versions of the dataset continue to be supported/hosted/maintained? *If so, please describe how. If not, please describe how its obsolescence will be communicated to users.* Answer. [By: Surname, name]

T7: If others want to extend/augment/build on/contribute to the dataset, is there a mechanism for them to do so? *If so, please provide a description. Will these contributions be validated/verified? If so, please describe how. If not, why not? Is there a process for communicating/distributing these contributions to other users? If so, please provide a description.* Answer. [By: Surname, name]

T8: Any other comments? Answer. [By: Surname, name]

